

TABLE OF CREMATIONS CARRIED OUT IN GREAT BRITAIN

The Cremation Society acknowledges with thanks the co-operation of the Federation of British Cremation Authorities in compiling these statistics.

* KEY TO SERVICES INCLUDED IN LAST COLUMN

Use of chapel, waiting rooms and all attendances Floral Decoration Music (recorded or organ)
Scattering/strewing of ashes Medical Referee's Fee

CREMATORIA	1986	1987	Total since Opening	1987 Total for County	R.C's recorded	April 1987 Cremation Fee from	April 1988 Cremation Fee from	Total Crematorium charges from
AVON (5)						£	£	£
BATH	2,951	3,024	62,417		N/R	70.00	73.50	73.50
BRISTOL (Arno's Vale)	800	579	98,742	10,044	20	75.00	75.00	85.00
BRISTOL (Canford)	3,038	3,113	69,604		106	68.50	78.00	78.00
BRISTOL (South)	1,937	1,840	21,330		63	68.50	78.00	78.00
WESTON-SUPER-MARE	1,455	1,488	24,234		48	64.50	68.00	75.50
BEDFORDSHIRE (2)								
BEDFORD	1,328	1,352	34,066	4,024	N/R	78.50	82.00	93.00
LUTON	2,752	2,672	58,771		N/R	72.00	75.60	83.45
BERKSHIRE (3)								
BRACKNELL	1,303	1,318	15,510	5,105	N/R	55.00	70.00	70.00
READING	2,352	2,196	71,402		N/R	55.00	68.75	68.75
SLOUGH	1,727	1,591	36,428		N/R	70.00	79.00	79.00
BUCKINGHAMSHIRE (2)								
AMERSHAM (Chilterns)	2,598	2,708	45,757	3,792	N/R	61.30	63.80	63.80
MILTON KEYNES	1,038	1,084	5,232		N/R	73.90	76.85	76.85
CAMBRIDGESHIRE (2)								
CAMBRIDGE	3,273	3,409	79,407	5,583	N/R	74.00	78.00	84.50
PETERBOROUGH	2,112	2,174	47,424		330	70.00	80.00	94.50
CHESHIRE (5)								
CHESTER	1,844	1,728	34,008		113	63.00	66.00	66.00
CREWE	1,109	1,064	24,766		41	57.50	61.00	63.50
MACCLESFIELD	1,327	1,309	26,730	6,513	N/R	59.85	62.85	64.50
WARRINGTON	1,818	1,878	33,014		211	56.00	70.00	73.50
WIDNES	549	534	13,937		N/R	58.00	61.00	63.00
CLEVELAND (2)								
HARTLEPOOL	957	959	25,290	4,595	23	33.30	41.60	44.20
MIDDLESBOROUGH	3,619	3,636	75,079		356	60.00	60.00	60.00
CORNWALL (1)								
TRURO	2,829	2,640	57,184	2,640	N/R	65.00	70.00	70.00
CUMBRIA (3)								
BARROW-IN-FURNESS	874	562	19,829		N/R	59.00	88.50	92.70
CARLISLE	1,612	1,665	39,447	3,081	N/R	79.00	84.00	84.00
DISTINGTON (Whitehaven)	787	854	10,082		61	80.00	90.00	92.60
DERBYSHIRE (2)								
CHESTERFIELD	2,039	1,874	46,707	5,042	50	63.00	66.00	66.00
DERBY	3,264	3,168	96,049		72	65.00	69.00	69.00
DEVONSHIRE (5)								
BARNSTAPLE	1,287	1,171	20,325		24	68.00	72.00	78.00
EXETER	3,490	3,195	65,396		77	80.00	88.00	88.00
PLYMOUTH (Efford)	1,412	1,374	67,992	9,870	N/R	86.00	92.50	105.50
PLYMOUTH (Weston Mill)	1,638	1,570	28,390		N/R	86.00	92.50	105.50
TORQUAY	2,562	2,560	70,931		67	75.00	82.00	82.00
DORSET (3)								
BOURNEMOUTH	3,956	3,794	144,775		171	90.00	95.00	96.55
POOLE	1,618	1,856	3,644	6,723	N/R	90.00	95.00	96.55
WEYMOUTH	1,119	1,073	36,698		N/R	91.00	96.00	106.00
DURHAM (2)								
DARLINGTON	1,882	2,005	63,807	4,025	96	54.60	57.30	66.75
DURHAM	2,066	2,020	43,606		N/R	50.00	50.00	53.30
ESSEX (6)								
CHELMSFORD	2,061	2,066	40,292		61	76.00	86.00	96.00
COLCHESTER	1,781	1,745	58,357		71	64.00	67.00	67.00

CREMATORIA	1986	1987	Total since Opening	1987 Total for County	R.C's recorded	April 1987 Cremation Fee from	April 1988 Cremation Fee from	Total Crematorium charges from
HARLOW	1,564	1,677	26,469	14,549	N/R	£ 14.00	£ 6.00	£ 16.00
SOUTHEND-ON-SEA	3,317	3,398	87,942		N/R	92.00	98.00	98.00
SOUTHESSEX	4,548	4,357	87,860		207	75.00	84.00	84.00
WEELEY	1,163	1,306	2,469		38	78.50	90.00	90.00
GLOUCESTERSHIRE (2)								
CHELTENHAM	1,948	1,943	63,839	3,812	N/R	72.00	75.50	75.50
GLOUCESTER	1,861	1,869	42,422		36	64.00	70.00	73.50
HAMPSHIRE (3)								
ALDRSHOT	2,360	2,251	47,284		84	60.00	69.00	69.00
PORTCHESTER	3,994	3,144	97,744	9,318	N/R	65.00	75.00	92.25
SOUTHAMPTON	3,943	3,923	111,702		N/R	61.00	65.00	65.00
HEREFORD & WORCESTER (3)								
HEREFORD	1,152	1,196	23,944		27	61.00	64.00	72.55
REDDITCH	760	773	8,528	3,689	N/R	70.00	80.00	80.00
WORCESTER	1,804	1,720	37,094		34	58.00	66.00	74.00
HERTFORDSHIRE (1)								
WEST HERTS	3,918	3,873	89,286	3,873	198	63.50	66.00	66.00
HUMBERSIDE (3)								
GREAT GRIMSBY	1,784	1,819	51,131		34	46.20	48.50	57.00
HULL	3,411	3,477	103,997	6,653	141	51.00	56.00	56.00
SCUNTHORPE	1,279	1,357	25,153		N/R	56.00	75.00	75.00
ISLE OF MAN (1)								
DOUGLAS	541	526	10,288	526	34	97.00	99.00	99.00
ISLE OF WIGHT (1)								
WHIPPINGHAM	1,435	1,413	28,743	1,413	45	75.00	80.00	80.00
KENT (7)								
BARHAM	2,391	2,397	64,098		66	65.00	72.00	74.50
CHARING	1,473	1,395	76,502		31	65.00	72.00	74.50
FOLKESTONE	829	807	20,852		N/R	71.00	75.50	75.50
MAIDSTONE	1,937	1,974	37,761	13,266	60	63.00	68.00	72.50
MARGATE	1,839	1,837	34,544		85	61.00	72.00	72.00
MEDWAY	2,764	2,685	60,822		99	68.00	71.40	71.40
TUNBRIDGE WELLS	2,231	2,171	50,368		N/R	68.00	74.00	74.00
LANCASHIRE (7)								
ACCRINGTON	1,107	1,019	27,469		112	52.00	57.00	57.00
BLACKBURN	1,557	1,446	38,718		214	53.00	56.00	56.00
BLACKPOOL	2,423	2,343	100,136		201	66.00	70.00	70.00
BURNLEY	1,911	1,880	49,470	12,130	173	60.00	63.00	63.00
LANCASTER & MORECAMBE	2,122	2,243	41,146		124	76.00	80.00	80.00
LYTHAM ST. ANNES	1,467	1,366	33,282		151	62.00	65.50	68.00
PRESTON	1,868	1,833	37,047		N/R	70.00	75.00	75.00
LEICESTERSHIRE (2)								
LEICESTER	3,275	3,633	113,444	5,154	N/R	70.00	75.00	85.00
LOUGHBOROUGH	1,519	1,521	31,908		N/R	55.75	60.00	60.00
LINCOLNSHIRE (3)								
BOSTON	1,453	1,508	23,622		37	66.00	70.00	71.55
GRANTHAM	907	935	16,012	3,943	13	60.00	70.00	70.00
LINCOLN	1,470	1,500	23,421		46	47.50	50.00	50.00
LONDON (24)								
BECKENHAM	2,472	2,319	60,533		N/R	80.00	85.00	85.00
CROYDON	2,789	2,665	107,678		N/R	63.00	84.00	84.00
ELTHAM	4,399	4,348	109,808		N/R	79.00	83.00	91.00
ENFIELD	3,703	3,223	165,275		N/R	60.00	72.00	72.00
GOLDERS GREEN	3,325	3,091	270,728		236	79.00	85.00	85.00
HENDON	1,202	1,149	35,176		124	46.00	50.00	59.00
HONOR OAK	1,906	1,760	97,614		151	74.30	77.90	77.90
ISLINGTON	1,172	1,139	32,000		N/R	63.00	66.00	67.55
KINGSTON-UPON-THAMES	1,264	1,194	47,165		67	83.20	87.00	87.00
LAMBETH	1,019	1,135	28,311		59	32.00	50.00	50.00
LEWISHAM	1,898	1,918	48,368		147	68.00	73.00	73.00
LONDON (City of)	5,048	5,034	166,273	51,826	N/R	80.00	90.00	90.00
LONDON (East)	773	744	15,542		56	70.00	75.00	75.00
LONDON (South)	2,891	2,538	173,081		213	75.00	85.00	85.00

CREMATORIA	1986	1987	Total since Opening	1987 Total for County	R.C.'s recorded	April 1987 Cremation Fee from	April 1988 Cremation Fee from	Total Crematorium charges from
						£	£	£
LONDON (West)	1,575	1,534	54,019		N/R	62.00	65.00	65.00
MANOR PARK	894	944	24,887		N/R	74.00	80.00	80.00
MORTLAKE	2,727	2,693	115,756		262	68.00	73.00	73.00
NEW SOUTHGATE	855	1,034	20,262		N/R	80.00	90.00	90.00
NORTH EAST SURREY	2,037	1,998	47,689		N/R	60.00	62.00	62.00
PUTNEY VALE	2,112	1,980	72,728		179	58.00	60.00	60.00
RUISLIP	4,624	4,680	118,271		N/R	70.00	73.00	73.00
ST. MARYLEBONE	1,168	1,190	66,519		80	80.00	90.00	90.00
SOUTHWEST MIDDLESEX	3,100	2,869	88,062		N/R	72.50	76.00	76.00
WEST NORWOOD	592	647	28,219		N/R	32.00	50.00	50.00
MANCHESTER (GREATER) (12)								
ALTRINCHAM	1,703	1,597	38,130		N/R	56.70	59.70	67.50
BOLTON	4,292	4,032	113,996		264	66.00	69.00	82.90
DUKINFIELD	2,317	2,243	60,719		155	60.50	64.00	64.00
ECCLES	986	955	31,437		98	51.00	60.00	62.20
MANCHESTER (Blackley)	1,544	1,562	35,010		N/R	35.00	63.00	63.00
MANCHESTER (Chorlton-cum-Hardy)	3,261	3,078	183,942	22,347	349	60.00	63.00	73.00
MIDDLETON	481	486	16,592		N/R	51.00	57.50	57.50
OLDHAM	1,797	1,653	50,240		125	80.00	89.00	89.00
ROCHDALE	1,563	1,400	74,117		N/R	51.00	57.50	57.50
SALFORD	1,336	1,299	32,796		N/R	51.00	60.00	62.00
STOCKPORT	2,745	2,612	93,848		66	67.00	70.00	70.00
WIGAN	1,470	1,430	34,211		N/R	58.00	60.00	70.00
MERSEYSIDE (6)								
BIRKENHEAD	2,973	3,005	96,699		320	54.00	54.00	54.00
LIVERPOOL (Anfield)	2,522	2,510	126,707		636	60.00	49.00	65.00
LIVERPOOL (Springwood)	2,288	2,312	27,480		—	60.00	65.00	65.00
ST. HELENS	1,733	1,759	31,656	12,904	410	49.00	52.00	52.00
SOUTHPORT	1,854	1,788	38,980		188	56.00	58.00	62.95
THORNTON (Crosby)	1,477	1,530	28,093		N/R	56.00	58.00	62.95
NORFOLK (4)								
GREAT YARMOUTH	1,487	1,494	23,751		32	81.00	85.00	85.00
KING'S LYNN	1,335	1,333	8,296	6,698	N/R	65.00	67.50	75.50
NORWICH (City)	1,175	1,119	19,815		28	59.00	63.00	63.00
NORWICH (Horsham St. Faith)	2,738	2,752	84,872		55	67.00	71.00	71.00
NORTHAMPTONSHIRE (2)								
KETTERING	2,268	2,332	62,181	4,149	88	67.00	72.35	82.05
NORTHAMPTON	1,836	1,817	57,050		N/R	77.50	82.50	95.50
NORTHUMBERLAND (1)								
BLYTH	1,566	1,594	34,106	1,594	N/R	47.00	47.00	52.00
NOTTINGHAMSHIRE (3)								
BRAMCOTE	2,572	2,616	17,923		63	66.00	69.00	69.00
MANSFIELD	2,789	2,709	58,217	8,116	N/R	60.00	65.00	74.20
NOTTINGHAM	2,939	2,791	158,953		N/R	49.00	51.00	51.00
OXFORDSHIRE (1)								
OXFORD	3,243	3,160	90,281	3,160	104	85.00	95.00	95.00
SHROPSHIRE (1)								
SHREWSBURY	2,384	2,404	48,089	2,404	40	64.95	70.00	70.00
SOMERSET (2)								
TAUNTON	2,022	2,012	40,711	3,382	40	75.00	78.00	78.00
YEOVIL	1,374	1,370	17,624		N/R	75.00	81.00	88.00
STAFFORDSHIRE (4)								
BRETBY	1,148	1,134	13,283		25	55.00	60.00	70.00
NEWCASTLE-UNDER-LYME	1,367	1,333	22,453	5,471	53	30.50	33.00	40.55
STAFFORD	1,215	1,125	18,854		N/R	59.50	62.00	62.00
STOKE-ON-TRENT	1,944	1,879	76,855		N/R	42.85	43.50	43.50
SUFFOLK (1)								
IPSWICH	2,524	2,437	71,019	2,437	44	97.25	97.25	97.25
SURREY (3)								
GUILDFORD	1,633	1,742	29,449		N/R	69.00	75.00	75.00
LEATHERHEAD	2,112	2,199	42,164	5,859	73	100.00	110.00	110.00
WOKING	1,999	1,918	110,610		82	85.00	90.00	90.00

CREMATORIA	1986	1987	Total since Opening	1987 Total for County	R.C's recorded	April 1987 Cremation Fee from	April 1988 Cremation Fee from	Total Crematorium charges from
SUSSEX (EAST) (4)						£	£	£
BRIGHTON (The Downs) ..	3,272	3,029	131,629		129	76.00	86.00	86.00
BRIGHTON (Woodvale) ..	1,107	1,085	70,803		N/R	68.00	81.00	81.00
EASTBOURNE	3,003	2,861	61,073	8,498	N/R	82.00	90.00	90.00
HASTINGS	1,538	1,523	47,126		N/R	80.00	88.00	88.00
SUSSEX (WEST) (3)								
CHICHESTER	2,375	2,499	32,466		108	85.00	95.00	95.00
SURREY & SUSSEX	3,183	3,267	74,390	9,103	172	85.00	95.00	95.00
WORTHING	3,387	3,337	65,413		131	80.00	84.00	84.00
TYNE & WEAR (8)								
BIRTLEY	714	605	22,515		49	52.80	58.20	64.25
GATESHEAD	1,382	1,360	24,163		154	52.80	60.40	60.40
MOUNTSETT	1,344	1,375	24,357		62	52.80	58.20	60.40
NEWCASTLE-UPON-TYNE ..	3,585	3,403	160,917	12,666	180	67.00	80.00	80.00
SOUTH SHIELDS	1,553	1,403	31,414		140	65.00	72.00	72.00
SUNDERLAND	2,708	2,684	77,141		190	46.00	48.00	49.25
TYNEMOUTH	1,065	1,100	24,276		N/R	73.70	75.90	79.40
WHITLEY BAY	855	736	17,920		44	73.70	75.90	79.40
WARWICKSHIRE (2)								
LEAMINGTON SPA	1,792	1,680	20,794		89	65.00	70.00	70.00
NUNEATON	1,406	1,454	29,524	3,134	N/R	46.00	50.00	50.00
WEST MIDLANDS (12)								
BIRMINGHAM (Lodge Hill) ..	2,782	2,770	122,339		N/R	75.00	78.00	78.00
BIRMINGHAM (Perry Barr) ..	1,700	1,593	115,302		81	78.00	88.00	88.00
BIRMINGHAM (Sutton Coldfield)	2,080	2,152	37,157		N/R	75.00	78.00	78.00
BIRMINGHAM (Yardley) ..	2,170	2,366	76,158		N/R	75.00	78.00	78.00
COVENTRY	3,074	3,113	98,220		N/R	70.00	76.00	76.00
DUDLEY	1,554	1,627	31,600		N/R	63.50	67.00	67.00
ROWLEY REGIS	834	851	15,346	24,447	N/R	65.00	68.00	68.00
SOLIHULL	2,204	2,133	47,012		119	74.00	78.00	78.00
STOURBRIDGE	1,698	1,532	34,503		N/R	63.50	67.00	67.00
WALSALL	1,590	1,659	35,574		N/R	50.00	55.00	65.35
WEST BROMWICH	1,882	1,940	36,740		N/R	65.00	68.00	68.00
WOLVERHAMPTON	2,837	2,711	73,554		N/R	69.00	74.00	74.00
WILTSHIRE (2)								
SALISBURY	1,795	1,743	35,904		N/R	60.00	66.00	66.00
SWINDON	1,785	1,733	28,884	3,476	67	76.00	84.00	84.00
YORKSHIRE (NORTH) (4)								
HARROGATE	1,430	1,363	36,809		N/R	79.00	84.00	84.00
SCARBOROUGH	1,797	1,681	36,652		N/R	63.00	67.00	67.00
SKIPTON	917	948	31,092	6,286	N/R	54.00	62.00	62.00
YORK	2,304	2,294	46,733		116	79.00	87.00	87.00
YORKSHIRE (SOUTH) (5)								
BARNSELY	2,062	1,974	41,325		68	63.00	68.00	68.00
DONCASTER	2,532	2,452	52,583		88	63.00	66.00	67.50
ROTHERHAM	1,702	1,723	33,238	11,706	N/R	66.50	73.00	73.00
SHEFFIELD (City Road) ..	3,316	3,172	147,866		N/R	52.00	60.00	60.00
SHEFFIELD (Hutcliffe Wood) ..	2,419	2,385	28,401		N/R	52.00	60.00	60.00
YORKSHIRE (WEST) (11)								
BRADFORD	1,166	1,689	87,176		215	59.00	65.00	65.00
DEWSBURY	1,571	1,461	38,880		53	85.00	95.00	100.25
HALIFAX	1,963	1,937	60,516		N/R	80.60	75.60	85.60
HUDDERSFIELD	2,136	2,002	53,592		N/R	85.00	95.00	100.25
KEIGHLEY	562	581	13,301		50	59.00	65.00	65.00
LEEDS (Cottingley Hall) ..	1,649	1,563	59,119	18,179	N/R	77.00	83.00	83.00
LEEDS (Lawns Wood)	2,993	2,835	146,945		N/R	77.00	83.00	83.00
PONTEFRACT	1,669	1,600	38,779		43	67.00	77.00	77.00
RAWDON	2,147	1,971	42,205		N/R	77.00	83.00	83.00
SHIPLEY	1,879	1,389	37,562		50	59.00	65.00	65.00
WAKEFIELD	1,175	1,151	23,140		37	67.00	77.00	77.00
SCOTLAND (18)								
ABERDEEN	2,719	2,599	75,820		24	108.00	115.00	129.00
AYR	2,185	2,157	35,286		71	67.50	74.00	76.65
CARDROSS	491	504	10,959		N/R	41.60	77.00	77.00
CLYDEBANK	1,545	1,663	24,168		137	69.00	77.00	77.00
DUNDEE	2,358	2,297	74,619		160	139.00	147.00	165.50
DUNFERMLINE	647	608	9,211		23	74.00	76.50	76.50

CREMATORIA	1986	1987	Total since Opening	1987 Total for County	R.C's recorded	April 1987 Cremation Fee from	April 1988 Cremation Fee from	Total Crematorium charges from
EDINBURGH (Mortonhall) ..	2,251	2,268	33,697		76	£ 60.00	£ 70.00	£ 70.00
EDINBURGH (Warriston) ..	3,503	3,439	169,032		111	75.00	85.00	85.00
FALKIRK ..	1,912	1,850	29,891		39	84.00	88.00	88.00
GLASGOW (Craigton) ..	1,289	1,267	40,630		213	73.00	84.00	87.75
GLASGOW (Daldowie) ..	4,118	4,103	99,991	34,506	261	81.00	86.00	86.00
GLASGOW (The Linn) ..	2,961	2,845	58,880		240	81.00	86.00	86.00
GLASGOW (Maryhill) ..	2,346	2,177	107,646		278	70.00	73.00	73.00
GREENOCK ..	1,144	1,129	22,405		102	63.00	64.50	76.15
KIRKCALDY ..	1,863	1,877	43,236		N/R	70.00	73.50	79.80
LEITH ..	895	888	31,910		30	75.00	85.00	85.00
PAISLEY ..	1,736	1,653	67,210		N/R	90.00	90.00	102.00
PERTH ..	1,286	1,182	22,663		16	86.00	98.00	110.00
WALES (11)								
ABERDARE ..	1,267	1,151	15,467		N/R	59.00	65.00	75.00
BANGOR ..	885	827	10,174		24	53.00	55.00	55.00
BRIDGEND ..	999	861	11,393		25	46.10	50.70	55.20
CARDIFF ..	2,888	2,905	81,866		N/R	49.20	68.00	68.00
COLWYN BAY ..	1,800	1,830	46,979		68	75.00	85.00	85.00
GWENT ..	2,518	2,527	56,427		35	60.80	72.15	72.15
MARGAM ..	1,380	1,261	21,691	17,919	60	50.00	52.00	52.00
NARBERTH ..	1,078	1,100	15,346		34	44.00	55.50	55.50
PONTYPRIDD ..	1,604	1,490	75,676		N/R	54.50	60.00	67.00
SWANSEA ..	2,674	2,767	71,999		67	36.00	39.00	39.00
WREXHAM (Pentrebychan) ..	1,141	1,200	19,894		43	66.70	61.20	70.00
CHANNEL ISLANDS (2)								
GUERNSEY ..	302	269	7,280	735	N/R	55.00	60.00	60.00
JERSEY ..	453	466	9,105		64	95.00	110.00	110.00
NORTHERN IRELAND (1)								
BELFAST ..	1,647	1,589	26,375	1,589	31	39.30	44.40	49.00
TOTALS	440,997	431,954	12,045,403	431,954	14,516			

1988 average cremation fee: £72.03


1988 average total crematorium charges: £74.80

***KEY TO SERVICES INCLUDED IN LAST COLUMN**

Use of chapel, waiting room and all attendances
Scattering/Strewing of ashes

Floral decoration
Medical Referee's Fee

Music (recorded or organ)



Fine quality memorial commemorative plaques in a choice of materials.

including our Classic System as shown.






Illustration of Miniature Memorial for personal use.
Brass Plaque with engraved lettering filled black, set into compact display case.



FOWLER NAMEPLATES LTD.
14 Tylney Road,
Bromley,
Kent BR1 2RP
TEL: 01-460 6419/4485



WE NOW DELIVER!